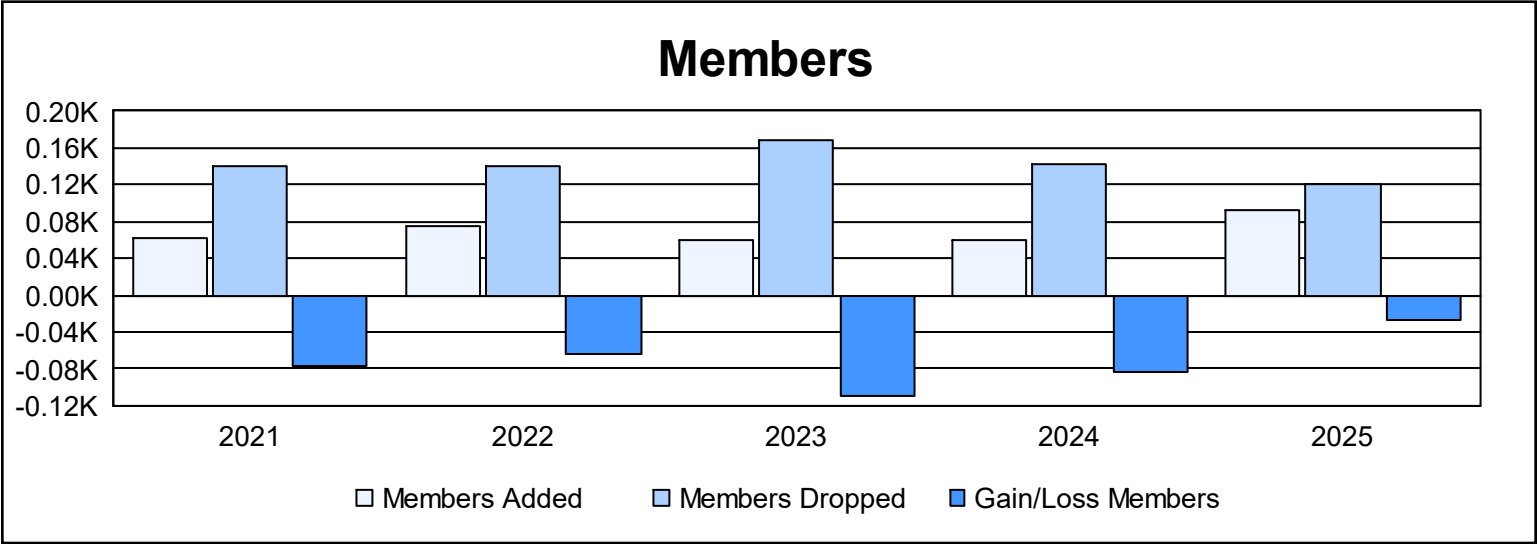
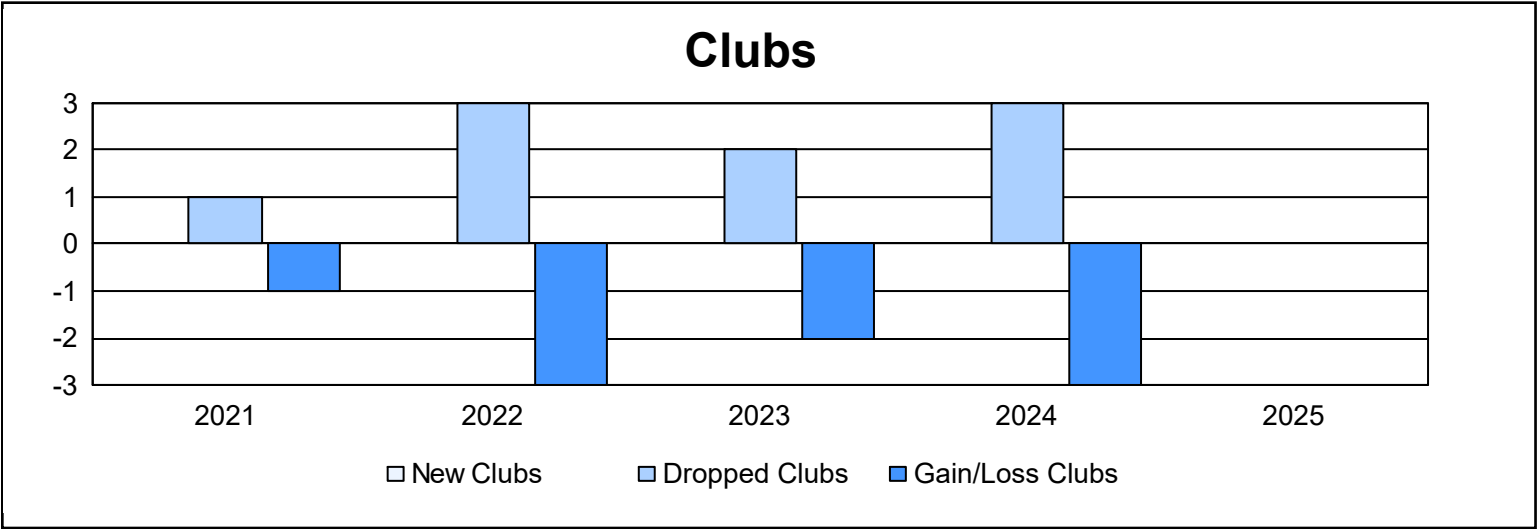
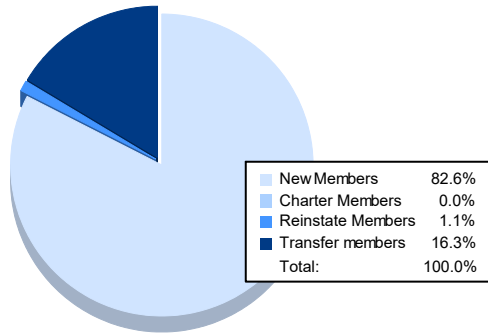


| Year | New Clubs | Dropped Clubs | Gain/ Loss Clubs | New Members | Charter Members | Reinstate Members | Transfer Members | Total Member Added | Total Members Dropped | Gain/ Loss Members |
|-----------|-----------|---------------|------------------|-------------|-----------------|-------------------|------------------|--------------------|-----------------------|--------------------|
| 2020-2021 | 0 | 1 | -1 | 38 | 1 | 2 | 22 | 63 | 140 | -77 |
| 2021-2022 | 0 | 3 | -3 | 62 | 2 | 3 | 9 | 76 | 140 | -64 |
| 2022-2023 | 0 | 2 | -2 | 51 | 0 | 0 | 9 | 60 | 169 | -109 |
| 2023-2024 | 0 | 3 | -3 | 54 | 1 | 2 | 3 | 60 | 143 | -83 |
| 2024-2025 | | | | 76 | 0 | 1 | 15 | 92 | 120 | -28 |
| Average | 0 | 2 | -2 | 56 | 1 | 2 | 12 | 70 | 142 | -72 |



Membership Composition June 2025 Cumulative



Gender Composition June 2025 Cumulative

